



**Ametryn/NOA449280**

**Ametryn/NOA449280 SC (A16361B) – Acute Oral Toxicity Study in Rats**

**Final Report**

**DATA REQUIREMENT(S):** OECD Guidelines for Testing of Chemicals, Procedure 425  
EPA Health Effects Test Guidelines, OPPTS 870.1100

**AUTHOR(S):** Janice O. Kuhn, PhD, DABT

**STUDY COMPLETION DATE:** June 22, 2009

**PERFORMING LABORATORY:** STILLMEADOW, Inc.  
12852 Park One Drive  
Sugar Land, TX 77478 USA

**LABORATORY PROJECT ID:** Report Number: 12821-09  
Study Number: 12821-09  
Task Number: T007139-06

**SPONSOR:** Syngenta Crop Protection, Inc.  
410 Swing Road  
Post Office Box 18300  
Greensboro, NC 27419-8300 USA

## **STATEMENTS OF DATA CONFIDENTIALITY CLAIMS**


This page intentionally left blank.

## GOOD LABORATORY PRACTICE COMPLIANCE STATEMENT

This study was designed and performed in STILLMEADOW, Inc.'s laboratory and was conducted in compliance with:

- United States Environmental Protection Agency FIFRA: Good Laboratory Practice Standards, 40 CFR 160
- United States Environmental Protection Agency TSCA 40 CFR 792
- Organization for Economic Cooperation and Development's Principles of Good Laboratory Practice, Annex 2, C(98)17
- Japan Ministry of Agriculture, Forestry and Fisheries, Notification 11-Nousan-6283, Director- General of Agricultural Production Bureau

I, the undersigned, declare that the methods, results, and data contained in this report reflect the procedures used and the raw data collected in this study, according to the protocol.

  
\_\_\_\_\_  
Janice C. Kuhn, PhD, DABT  
Study Director, STILLMEADOW, Inc.

  
\_\_\_\_\_  
Date

Performing Laboratory: STILLMEADOW, Inc.  
12852 Park One Drive  
Sugar Land, TX 77478 USA

## QUALITY ASSURANCE STATEMENT

Test Substance: Ametryn/NOA449280 SC (428.57/57.14)


Study Title: Ametryn/NOA449280 SC (A16361B): Acute Oral Toxicity Study in Rats


The study report and data have been audited in accordance with Good Laboratory Practice Standards and STILLMEADOW, Inc. Standard Operating Procedures (SOPs). The final report accurately reflects the study data. The Quality Assurance Unit has not been involved in the actual conduct of this study.

The Quality Assurance Unit performed a recent facility inspection on 13 Jan 09. All findings were reported to Management, and the report and responses are kept in the Quality Assurance files.

The findings from any study inspections and audits were reported to the Study Director and Management as follows:

Critical Phase Inspected	Date Inspected	Reported to Study Director	Reported to Management
Protocol Review	13 Feb 09	13 Feb 09	13 Feb 09
Observations/Body Weights	2 Apr 09	2 Apr 09	2 Apr 09
Report/Data Audit	22 Apr 09	22 Apr 09	22 Apr 09

  
\_\_\_\_\_  
Teresa Hughes  
Quality Assurance, STILLMEADOW, Inc.

  
\_\_\_\_\_  
Date

## GENERAL INFORMATION

### Contributors

The following contributed to this report in the capacities indicated:

Name	Title
Janice O. Kuhn, PhD, DABT	Study Director
Carol Morris, BA	Quality Control
Paul Siemens, BA	Technician
Hector Fuentes	Technician
Robert Preston	Technician
Nancy Casajuana, LAT	Technician
Connie Pavatte	Report Preparation

### Study dates

Study initiation date: 2 Mar 09

Experimental start date: 24 Mar 09

Experimental termination date: 9 Apr 09

## TABLE OF CONTENTS

<b>STATEMENTS OF DATA CONFIDENTIALITY CLAIMS</b>	<b>2</b>
<b>GOOD LABORATORY PRACTICE COMPLIANCE STATEMENT</b>	<b>3</b>
<b>QUALITY ASSURANCE STATEMENT</b>	<b>4</b>
<b>GENERAL INFORMATION</b>	<b>5</b>
<b>TABLE OF CONTENTS</b>	<b>6</b>
<b>1.0 EXECUTIVE SUMMARY</b>	<b>7</b>
<b>2.0 INTRODUCTION</b>	<b>7</b>
<b>3.0 MATERIALS AND METHODS</b>	<b>7</b>
3.1 Test Substance.....	7
3.2 Experimental Animals.....	8
3.3 Animal Husbandry .....	8
3.4 Test Substance Administration .....	8
3.5 In-life Observations.....	8
3.6 Post-mortem Observations.....	9
<b>4.0 RESULTS AND DISCUSSION</b>	<b>9</b>
4.1 Mortality/Estimated Lethality Values .....	9
4.2 Body Weights.....	9
4.3 Clinical Signs .....	9
4.4 Necropsy Findings .....	9
<b>5.0 CONCLUSIONS</b>	<b>9</b>
<b>TABLES SECTION</b>	<b>10</b>
TABLE 1 Body Weights, Time of Death and Gross Necropsy .....	10
TABLE 2 Pharmacologic and/or Toxicologic Signs .....	11
<b>APPENDICES SECTION</b>	<b>12</b>
APPENDIX 1 Analytical Report .....	12

## 1.0 EXECUTIVE SUMMARY

The test substance, Ametryn/NOA449280 SC (428.57/57.14) (A16361B), was evaluated for its acute oral toxicity potential in female albino rats when administered as a gavage dose at a level of 5000 mg/kg. The study was terminated following the stopping rules of this procedure. No mortality occurred during the study. Clinical signs included crusted muzzle, piloerection and alopecia around eye, which were observed in only one animal. There was no effect on body weight gain. The gross necropsy conducted at termination of the study revealed no observable abnormalities. The acute oral LD<sub>50</sub> was estimated to be greater than 5000 mg/kg.

## 2.0 INTRODUCTION

The objective of this study was to assess the acute oral toxicity potential of the test substance when administered by gavage to rats in accordance with US EPA OPPTS 870.1100, which is intended to meet testing requirements of FIFRA 7 USC 136, *et seq*, and TSCA 15 USC 2601. This study was conducted for Syngenta Crop Protection, Inc., according to the approved protocol and STILLMEADOW, Inc. SOPs. There were no deviations from the protocol which affected the quality or outcome of the study. All procedures in this study are in compliance with Animal Welfare Act Regulations. In the opinion of the sponsor, the study did not unnecessarily duplicate any previous work. The protocol, raw data, this report and a sample of test substance are archived at STILLMEADOW, Inc. The study was initiated on 2 Mar 09, the pre-dose experimental portion began on 23 Mar 09, and the animals were treated as follows:

Dose Level (mg/kg)	Treatment		Animal Number	In-life Termination Date
	Date	Time		
5000	24 Mar 09	1013	191	7 Apr 09
5000	26 Mar 09	0918	192	9 Apr 09
5000	26 Mar 09	0918	193	9 Apr 09

## 3.0 MATERIALS AND METHODS

### 3.1 Test Substance

Reference Name: Ametryn/NOA449280 SC (428.57/57.14)  
Label Identification: G34162/NOA449280 SC (428.57/057.14)  
ID 555418  
A16361B  
Date & Quantity Received: 16 Feb 09; 4609.9 g (GW)  
Physical Description: Tan liquid  
Storage: Room temperature  
Density: 1.0968 g/mL  
Purity (w/w): 38.2% Ametryn; 5.30% NOA449280  
Stability: Reassay: May 2010

Records pertaining to stability, characterization, identity, synthesis methods and location of documentation are the responsibility of the sponsor. A copy of the sponsor's Analytical Report is retained in the study file.



### **3.6 Post-mortem Observations**

On Day 14 after dosing, each animal was euthanized by an overdose of CO<sub>2</sub>. All study animals were subjected to gross necropsy and all abnormalities were recorded.

## **4.0 RESULTS AND DISCUSSION**

### **4.1 Mortality/Estimated Lethality Values**

There was no mortality during the study. The estimated acute oral LD<sub>50</sub>, as indicated by the data, was determined to be greater than 5000 mg/kg.

### **4.2 Body Weights**

Individual body weights are presented in Table 1. Body weight gain was unaffected by the administration of the test substance.

### **4.3 Clinical Signs**

Clinical signs are presented in Table 2. Clinical signs were observed in only one animal, and included crusted muzzle on day of dosing, piloerection on Days 0-2, and alopecia around eye on Day 13.

### **4.4 Necropsy Findings**

Individual necropsy findings are presented in Table 1. The gross necropsy conducted at termination of the study revealed no observable abnormalities.

## **5.0 CONCLUSIONS**

The test substance, Ametryn/NOA449280 SC (428.57/57.14) (A16361B), was evaluated for its acute oral toxicity potential when administered to albino rats. The acute oral LD<sub>50</sub>, as indicated by the data, is estimated to be greater than 5000 mg/kg in females.

**TABLES SECTION****TABLE 1      Body Weights, Time of Death and Gross Necropsy**

ACUTE ORAL TOXICITY: UP &amp; DOWN PROCEDURE (UDP) IN RATS

Test Substance: Ametryn/NOA449280 SC (428.57/57.14)

Dose Level: 5000 mg/kg (4.56 mL/kg)

Animal Number	Dose Amt (mL)	Date of Dosing	Body Weights (g)			Time of Death*	Gross Necropsy Findings
			Day 0	Day 7	Final		
191	0.729	24 Mar 09	160	189	204	Day 14	NOA
192	0.793	26 Mar 09	174	206	220	Day 14	NOA
193	0.848	26 Mar 09	186	208	213	Day 14	NOA

\* - Day of dosing is Day 0; Day 14 is terminal sacrifice.

NOA - No Observable Abnormalities

**TABLE 2      Pharmacologic and/or Toxicologic Signs**

ACUTE ORAL TOXICITY: UP &amp; DOWN PROCEDURE (UDP) IN RATS

Test Substance: Ametryn/NOA449280 SC (428.57/57.14)

Dose Level: 5000 mg/kg (4.56 mL/kg)	Animal No.	Reaction and Severity	Time After Treatment																
			DAY 0			DAYS													
			<u>1<sup>st</sup></u>	<u>2<sup>nd</sup></u>	<u>3<sup>rd</sup></u>	<u>1</u>	<u>2</u>	<u>3</u>	<u>4</u>	<u>5</u>	<u>6</u>	<u>7</u>	<u>8</u>	<u>9</u>	<u>10</u>	<u>11</u>	<u>12</u>	<u>13</u>	<u>14</u>
191	Red crust on muzzle	p	-	-	-	-	-	-	-	-	-	-	-	-	-	-	-	-	-
	Piloerection	-	-	s	s	p	-	-	-	-	-	-	-	-	-	-	-	-	-
	Alopecia around eye	-	-	-	-	-	-	-	-	-	-	-	-	-	-	-	-	p	-
192	Appeared normal at each observation.																		
193	Appeared normal at each observation.																		

v = very slight; s = slight; m = moderate; e = extreme; p = present; - = observation not present; D = death

# APPENDICES SECTION

## APPENDIX 1 Analytical Report



Syngenta Crop Protection, Inc.  
Technology & Projects  
Analytical & Product Chemistry  
Greensboro, NC 27409

### Certificate of Analysis


**A16361B**  
**555418 (GP-090113)**

Batch Identification	555418
Product Design Code	A16361B
Product Denomination	G34162/NOA449280 SC (428.57/057.14)
Product by Common Name	Ametryn/NOA449280 SC (428.57/057.14)
Other Product Code(s)	GP-090113
Source	Technology & Projects, Syngenta Crop Protection, Inc.
Chemical Analysis (Active Ingredient Content)	
Identity of the Active Ingredient(s)*	Confirmed
Content of Ametryn*	38.2 (%wt/wt) or 427 g/L
Content of NOA449280*	5.30 (%wt/wt) or 59.3 g/L
Methodology Used for Characterization	HPLC
The Active Ingredient(s) content is within the FAO limits.	
Physical Analysis	
Appearance*	Tan liquid
Density*	1118 g/L
Stability:	
Storage Temperature	< 30°C
Expiration date	May 2010

The stability of this test substance will be determined concurrently through reanalysis of material held in inventory under GLP conditions at Syngenta Crop Protection, Inc., Greensboro, NC.

This Certificate of Analysis is summarizing data (marked with an asterisk) from a study that has been performed in compliance with Good Laboratory Practices per 40 CFR Part 160. Raw data, documentation, protocols, any amendments to study protocols and reports pertaining to this study are maintained in the Syngenta Crop Protection Archives in Greensboro, NC.

Authorization:

  
\_\_\_\_\_  
David Stubbs  
Group Leader 1  
Analytical & Product Chemistry Department

Date

February 5, 2009